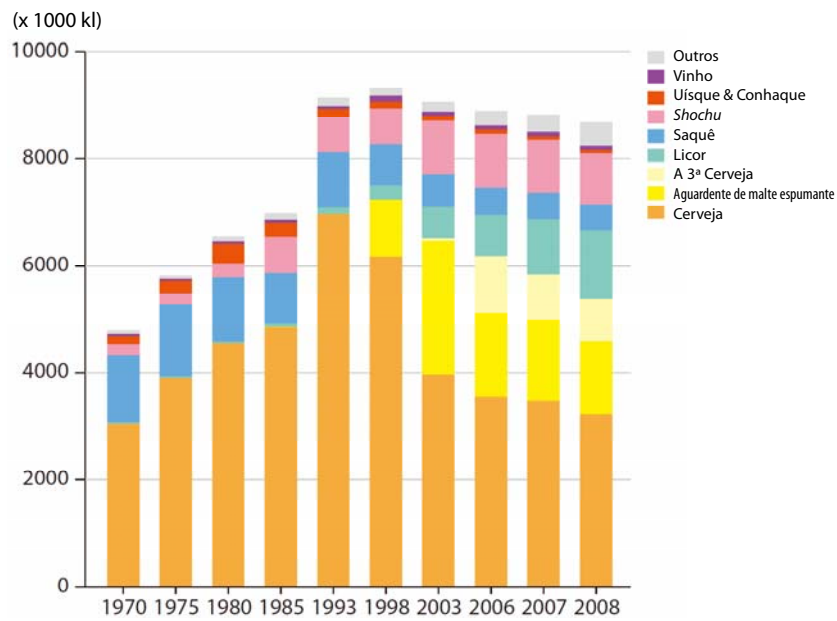
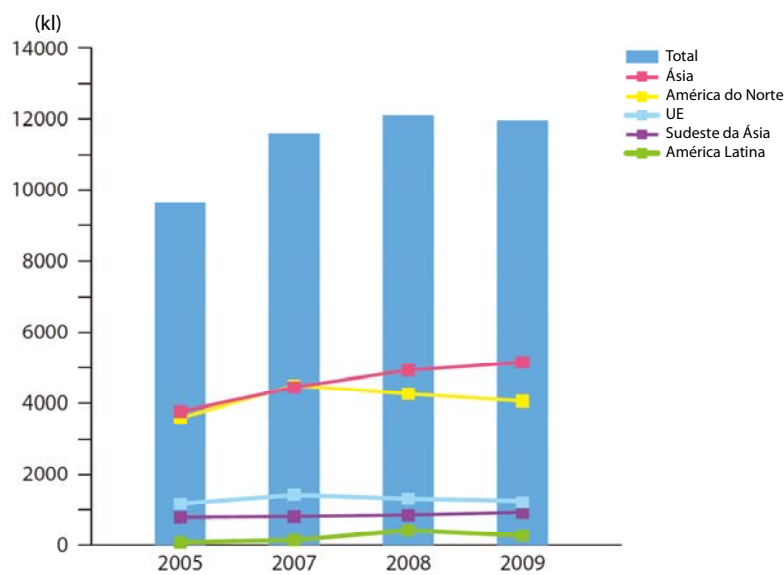


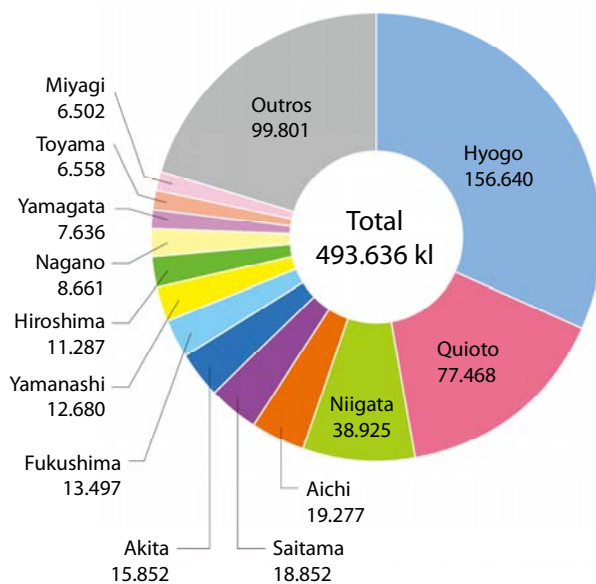
Apêndice I



Produção de bebidas alcoólicas no Japão



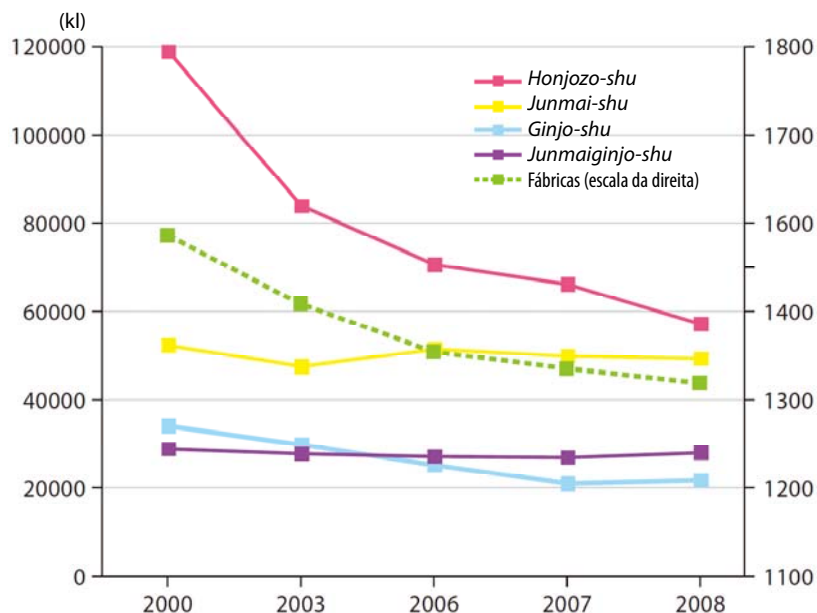
Exportações de saquê



Volumes de produção por província (2008)

Volumes de produção e número de fábricas por província (2008)

Área	Província	Fábricas em produção	Produção (kl)
Hokkaido	Hokkaido	13	4.852
Tohoku	Aomori	21	4.017
Tohoku	Iwate	22	4.004
Tohoku	Miyagi	30	6.502
Tohoku	Akita	34	15.852
Tohoku	Yamagata	50	7.636
Tohoku	Fukushima	59	13.497
Kanto	Ibaraki	34	4.749
Kanto	Tochigi	29	6.192
Kanto	Gunma	23	2.931
Kanto	Saitama	30	18.852
Kanto	Chiba	28	6.310
Kanto	Tóquio	9	1.844
Kanto	Kanagawa	12	922
Chubu	Niigata	92	38.925
Chubu	Toyama	18	6.558
Chubu	Ishikawa	33	5.564
Chubu	Fukui	36	2.483
Chubu	Yamanashi	11	12.680
Chubu	Nagano	77	8.661
Chubu	Gifu	50	4.233
Chubu	Shizuoka	28	3.806
Chubu	Aichi	42	19.277
Kansai	Mie	41	3.139
Kansai	Shiga	33	3.569
Kansai	Quioto	40	77.468
Kansai	Osaka	10	1.087
Kansai	Hyogo	70	156.640
Kansai	Nara	32	4.377
Kansai	Wakayama	11	3.999
Chugoku	Tottori	19	920
Chugoku	Shimane	29	1.895
Chugoku	Okayama	30	4.213
Chugoku	Hiroshima	43	11.287
Chugoku	Yamaguchi	20	2.023
Shikoku	Tokushima	11	496
Shikoku	Kagawa	7	1.209
Shikoku	Ehime	32	2.104
Shikoku	Kochi	19	5.052
Kyushu	Fukuoka	40	3.501
Kyushu	Saga	22	3.394
Kyushu	Nagasaki	12	842
Kyushu	Kumamoto	9	1.915
Kyushu	Oita	15	3.986
Kyushu	Miyazaki	2	164
Kyushu	Kagoshima	0	0
Kyushu	Okinawa	1	<10
Total		1.329	493.636



Volume de saquê especialmente designado produzidos e número de fábricas

Número de fábricas por tipo de saquê, volume de produção, *seimai-buai* médio, *kasu-buai* médio (2008)

	Número de fábricas em produção	Produção kl (%)	<i>Seimai-buai</i> médio (taxa de polimento) (%)	<i>Kasu-buai</i> médio (relação saquê bolo) (%)
<i>Ginjo-shu</i>	1.026	21.691 (4,4)	50,4	35,9
<i>Junmaiginjo-shu</i>	1.123	28.041 (5,7)	51,9	33,6
<i>Junmai-shu</i>	1.027	49.248 (10,0)	65,7	26,3
<i>Honjozo-shu</i>	994	57.094 (11,6)	65,4	27,0
<i>Futsu-shu</i>	1.041	337.562 (68,4)	72,9	20,5
Total	1.329	493.636 (100,0)	66,8	24,2

Kasu-buai significa a taxa de peso do *sakekasu* para o arroz polido.

Variedades de arroz sake cultivadas por província (2010)

Província	Variedades de arroz sake cultivadas
Hokkaido	Ginpu, Suisei , Hatsushizuku
Aomori	Kojonishiki, Hanaomoi, Hanafubuki, Hohai
Iwate	Gin-otome, Gin-ginga
Miyagi	Kuranohana, Hiyori, Hoshiakari, Miyamanishiki, Yamadanishiki
Akita	Akitasakekomachi, Akinosei, Kairyo-shinko, Gin-no-sei, Hanafubuki, Hoshiakari, Misatonishiki, Miyamanishiki
Yamagata	Ushuhomare, Kairyo-shinko, Kissui, Kyonohana, Gohyakumangoku, Sakemirai, Tatsunootoshigo, Dewasansan, Toyokuni, Miyamanishiki, Dewanosato, Yamasake 4-go, Yamadanishiki
Fukushima	Gohyakumangoku, Hanafubuki, Miyamanishiki, Yumenokaori
Ibaraki	Gohyakumangoku, Hitachinishiki, Miyamanishiki, Yamadanishiki, Wakamizu, Watarifune
Tochigi	Gohyakumangoku, Tochigisake 14-go, Hitogokochi, Tamasakae, Miyamanishiki, Yamadanishiki, Wakamizu
Gunma	Gohyakumangoku, Maikaze, Wakamizu
Saitama	Sakemusashi
Chiba	Gohyakumangoku, Fusanomai
Kanagawa	Wakamizu
Niigata	Ipponjime, Omachi, Kikusui, Koshitanrei, Gohyakumangoku, Takanenishiki, Hattan-nishiki 2-go, Hokuriku 12-go, Yamadanishiki
Toyama	Oyamanishiki, Gohyakumangoku, Tamasakae, Tominoka, Miyamanishiki, Yamadanishiki
Ishikawa	Ishikawamon, Gohyakumangoku, Hokuriku 12-go, Yamadanishiki
Fukui	Okuhomare, Koshinoshizuku, Gohyakumangoku, Shinriki, Yamadanishiki
Yamanashi	Tamasakae, Hitogokochi
Nagano	Kinmon-nishiki, Shirakabanishiki, Takanenishiki, Hitogokochi, Miyamanishiki
Gifu	Gohyakumangoku, Hidahomare
Shizuoka	Gohyakumangoku, Homarefuji, Yamadanishiki, Wakamizu
Aichi	Yumesansui, Wakamizu
Mie	Isenishiki, Kaminoho, Gohyakumangoku, Yamadanishiki
Shiga	Ginfubuki, Tamasakae, Yamadanishiki, Shigawatarifune
Quioto	Iwai, Gohyakumangoku, Yamadanishiki
Osaka	Omachi, Gohyakumangoku, Yamadanishiki
Hyogo	Aiyama, Inishienomai, Gohyakumangoku, Shiragiku, Shin-yamadaho 1-go, Shinriki, Takanenishiki, Tajimagoriki, Tojinoyume, Nojoho, Hakutsurunishiki, Hyogokitanishiki, Hyogokoinishiki, Hyogonishiki, Hyogoyumenishiki, Fukunohana, Yamadanishiki, Yamadaho, Watarifune 2-go
Nara	Tsuyubakaze, Yamadanishiki
Wakayama	Yamadanishiki, Gohyakumangoku, Tamasakae
Tottori	Goriki, Gohyakumangoku, Tamasakae, Yamadanishiki
Shimane	Kairyo-omachi, Kairyo-hattan-nagare, Kan-no-mai, Gohyakumangoku, Sakanishiki, Yamadanishiki
Okayama	Omachi, Yamadanishiki

Apêndice I

Província	Variedades de arroz sake cultivadas
Hiroshima	Omachi, Koiomachi, Senbon-nishiki, Hattan, Hattan-nishiki 1-go, Hattan-nishiki 2-go, Yamadanishiki
Yamaguchi	Gohyakumangoku, Saitonoshizuku, Hakutsurunishiki, Yamadanishiki
Tokushima	Yamadanishiki
Kagawa	Omachi, Yamadanishiki
Ehime	Shizukuhime, Yamadanishiki
Kochi	Kazenaruko, Gin-no-yume, Yamadanishiki
Fukuoka	Omachi, Gohyakumangoku, Saikai 134-go, Yamadanishiki, Gin-no-sato
Saga	Saikai 134-go, Saganohana, Yamadanishiki
Nagasaki	Yamadanishiki
Kumamoto	Shinriki, Yamadanishiki
Oita	Gohyakumangoku, Yamadanishiki, Wakamizu
Miyazaki	Hanakagura, Yamadanishiki

A área sob cultivo de arroz sake: 10 maiores variedades (2005)

Variedade de arroz sake	Área em ha (% do total)	Principais áreas de cultivo
Yamadanishiki	4.781 (32,6)	Hyogo, Fukuoka, Tokushima
Gohyakumangoku	4.324 (29,5)	Niigata, Fukui, Toyama
Miyamanishiki	1.394 (9,5)	Nagano, Akita, Yamagata
Hyogoyumenishiki	390 (2,7)	Hyogo
Omachi	358 (2,4)	Okayama
Hattan-nishiki 1-go	237 (1,6)	Hiroshima
Ginpu	219 (1,5)	Hokkaido
Hanafubuki	190 (1,3)	Aomori
Dewasansan	177 (1,2)	Yamagata
Tamasakae	166 (1,1)	Shiga
Outros	2.429 (16,5)	–
Total de arroz sake	14.665 (100)	–